



OP TIMES

The Onionpatch
Academy

November 2012
Volume 2, Issue 4

59 Court Street
Hamilton HM 12
Phone: 296 6466
Fax: 236 5912
Email: info@opacademy.bm
Web: www.opacademy.bm

We Are Thankful

While others are carving turkeys and waiting for the pumpkin pies to cool, here in Bermuda we are remembering our history. This month we celebrate the early settlers, those that discovered our beautiful island.


Week 1 - Celebrating the "Early Bermudian Settlers".

Week 2 - Ships and shipwrecks.

Week 3 - Explore the reasons why we are thankful and what we are thankful for. Giving thanks to God for the wonderful things He has given us. We will model a spirit of thankfulness by saying "thank you" and by thanking God in prayer often.

Week 4 - We will finish up the month by taking about healthy foods as we prepare to enter the Christmas season next month which is full of sweet and other goodies.

7 HABITS AT OPA



Begin with the end in mind – what do I want to accomplish by this activity. What are my objectives for the day, the week? What do I want my students to be able to do at the end of this lesson, this week?

New Students

We welcome to the Onionpatch Family:

Jamieson Jones

Upcoming Birthdays

Kerrett Wallace	Nov 2 nd
Madison Necker	Nov 14 th
Rohan Bird	Nov 23 rd
Zhai Phifer	Nov 22 nd



Upcoming Events

Closing November 12th for the Remembrance Day holiday

Parent Teacher meetings November 19th. Please see your child's teacher to book a time.

"Healthy Eating for Strong Bodies" Presentation November 30th By: Public Health Nutritionist, Mellonie Furbert RD

Welcome New Staff

Please welcome to the Onionpatch team:

Ms Chesere Smith: Substitute Teacher
Ms Kamikko Williams: Substitute Teacher
Ms NaaDei Ebanks-Henry: Teachers Aid

OP TIMES PAGE 2

A tip for parents of young children who communicate without words

Sing simple songs with your child, especially ones with actions, like "Row Row Row your Boat", and build in opportunities for him to participate. This is a fun way for him to learn to take his turn in an interaction, as well as to learn new words.

- Sing a new song the same way a few times so your child learns the song and its "high point". High points are the most interesting parts of a song. In "Row, Row, Row your Boat", the high points are the rocking back and forth while you and your child sit on the floor, holding outstretched hands, and saying the last word after a long pause – i.e., "dream".
- Once your child is familiar with the song, pause before a high point and **wait** for him to respond.


For example, when singing "Row Row Row your Boat", sing the song through once or twice and then, still holding his hands, **WAIT** for him to ask you to sing it again (he will probably make a sound or rock back and forth to ask you to do it again).

Or, you can start to sing the song while rocking back and forth, pausing mid-song so he can ask you to continue.

Or, you can slow down and pause before the last word ("dream"), so he can make a sound - any sound - to end the song.

To take his turn during songs, your child may wriggle, make a sound, look at you, point to something or perform an action. Accept **anything** as his turn and then continue immediately. The most important thing is that he takes a turn and has fun while doing it.


Here are some Bermuda book suggestions:



The Crows of Pearl Blossom: By Aldous Huxley



Daddy and I Explore the Tide Pools!: By David Chapman



I Can Fly: By Judith Neil Taylor Dill

Friendly Reminders

For optimal learning we encourage parents to drop off your child no later than 9 o'clock each morning. At this time teachers will be starting their academic lessons.

Breakfast feeding time ends at 8:15 am at Onionpatch. If you're requiring your child to have breakfast we encourage your child eats their breakfast at home.